
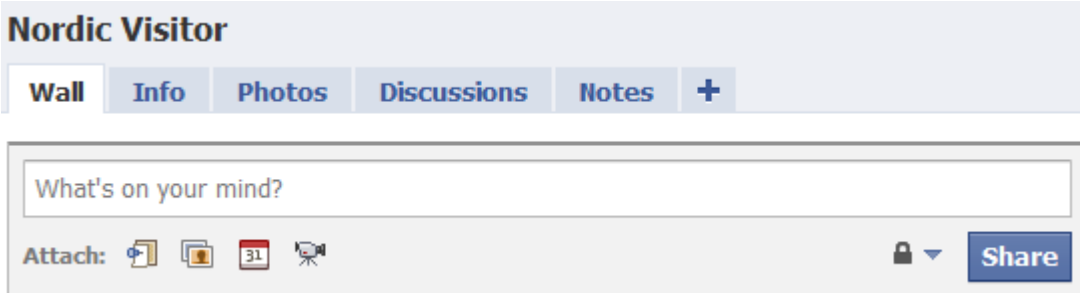


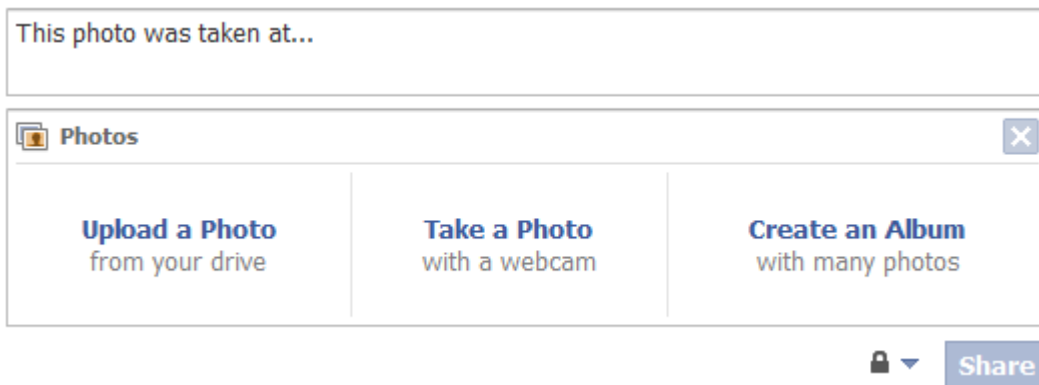
How to post photos or videos to our wall on Facebook:

1. [Click here](#) to find us on Facebook. Become a fan by clicking the “Like”  button if you have not done so already.
2. At the top of the page, you will find the Status Bar, or the space to publish wall posts – this is also where you can add a photo or video (along with a comment about where it was taken!):

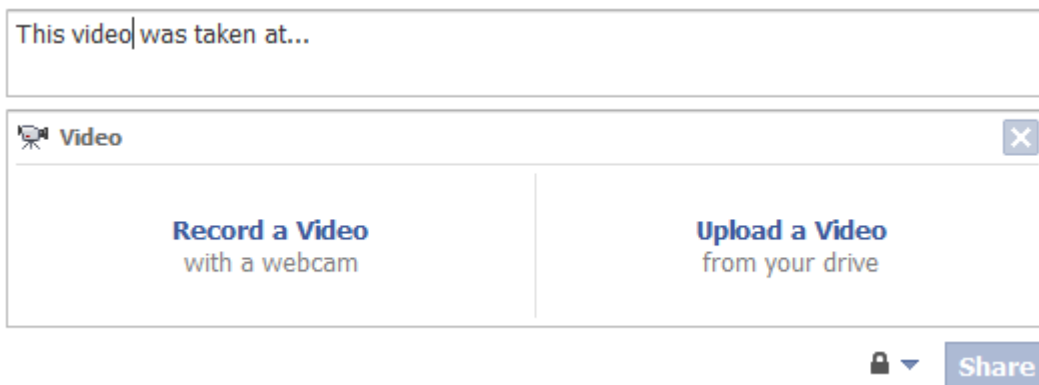


3. Select one of the small icons by “Attach” and then choose one of the options (like in the images below) to upload your content. Most likely you will choose the option to upload from your drive (computer hard drive):

For photos:



For videos:



4. Once you have selected a file to upload, don't forget to add a comment! Then, click “share” and you're done!